


- Maximum lifting height : 6.90 m
- Capacity : 3100 kg
- Maximum forward reach : 4.16 m
- Torque convertor
- JSM : an «all in one» system

**1) Hydraulic controls**


**2) Forward/Reverse selection**





# MLT 731 Turbo LSU


 **Lifting capacity** .....3100 kg  
(load centre at 500mm from forks heels)  
Tipping load at maximum reach .....1420 kg  
Tear out force with toothed digging bucket  
to ISO 8313-1986 with tilting ram .....5650 daN


 **Lifting height** .....6.90 m  
**Times:** unladen / loaded (in s)  
Lifting .....6.7/7.3  
Lowering .....5/4.7  
Boom extension .....6.3/6.8  
Boom retraction .....3.3/3  
Time unladen (in s)  
Crowd .....3  
Dump .....2.6


 **Tyres**  
460/70-24/17,5 LR 24

 **Forks (mm)**  
Length .....1200  
Width X thickness .....125 x 45  
Maximum distance between forks .....1260  
Carriage rotation .....146°


 **Multidisc brakes - Hydraulically assisted on 4 wheels**

 **Perkins engine STAGE III A**  
Turbo: 1104 D - E44 T .....4 cyl. - 4400 cm<sup>3</sup>  
Power at 2200 tr/mn  
(ISO/TR 14396) .....101 HP/74.5 kw  
Maximum torque .....420 Nm at 1400 tr/mn  
Direct injection  
Water cooling

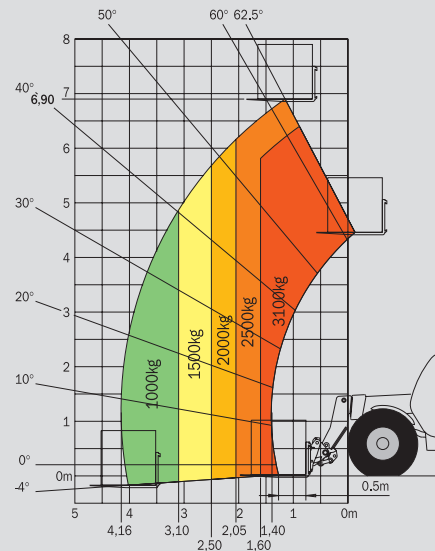
 **Transmission** .....torque convertor  
Reversing shift .....electrohydraulic  
4 speeds forward and reverse  
Max. travel speed: .....till 35 km/h

 **Hydraulic**  
**Turbo LSU:** .....110 l./mn - 270 bars  
Variable displacement pump  
Valve bank DDIC  
Monolever **J.S.M (Joystick Switch and Move)**  
Flow divider with load sensing device driving and braking

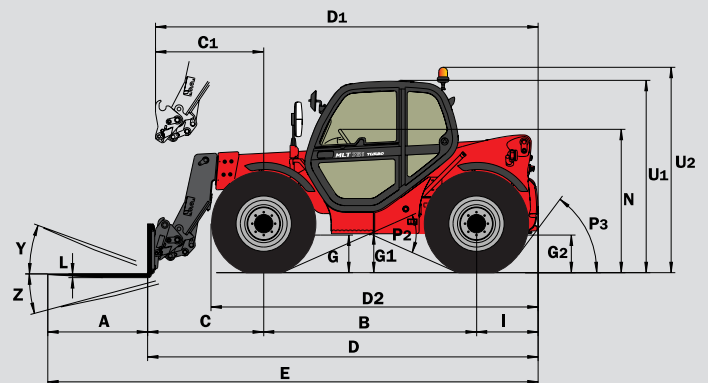
 **Capacities**  
Hydraulic oil .....125 l.  
Fuel tank .....120 l.

 **Weight unladen (with forks)** .....6975 kg  
**Overall height** .....2.30 m  
**Overall width** .....2.32 m  
**Turning radius (outside wheels)** .....3.70 m  
**Overall length** .....4.87 m  
**Ground clearance** .....0.44 m  
**Drawbar pull** .....8600 daN

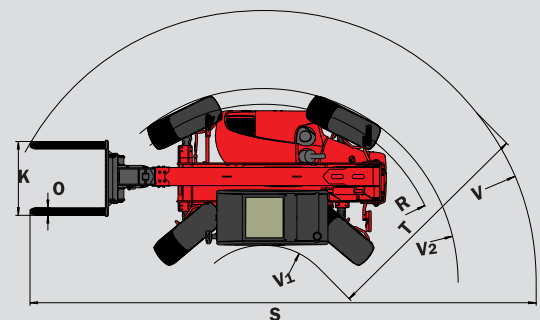
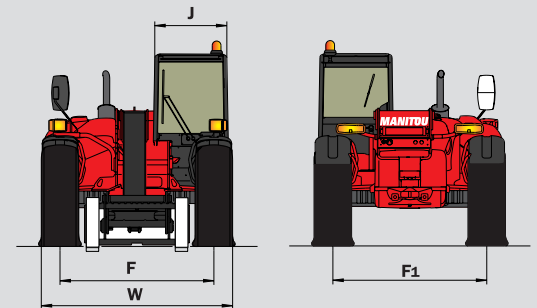
## Forward reach at maximum height : 1.15 m



Under  
EN 1459  
annexe B



	MLT 731 Turbo LSU
A	1200
B	2560
C	1441
C1	1537
D	4878
D1	4974
D2	4037
E	6078
F	1870
F1	1870
G	455
G1	440
G2	440
I	877
J	865
K	1260
L	45
N	1720
O	125
P2	47.5°
P3	53°
R	3475
S	7624
T	3615
U1	2300
U2	2550
V	4865
V1	1250
V2	3703
W	2325
Y	12.3°
Z	133.7°



This publication in no way constitutes an offer and the company reserves the right to alter specification without prior notice.  
The MANITOU models presented in this brochure can be supplied complete with optional equipment attachments.

